


**Summary Institution-Level Pass Rate Data: Traditional Teacher Preparation Program Within IHE**


		<b>HEOA - Title II 2016 - 2017 Academic Year</b>				
<b>Institution Name</b>		Regis University				
<b>Institution Code</b>		4656				
<b>State</b>		Colorado				
<i>February 5, 2018</i>						
				<b>Statewide</b>		
<b>Group</b>	<b>Number Taking Assessment<sup>1</sup></b>	<b>Number Passing Assessment<sup>2</sup></b>	<b>Institutional Pass Rate</b>	<b>Number Taking Assessment<sup>1</sup></b>	<b>Number Passing Assessment<sup>2</sup></b>	<b>Statewide Pass Rate</b>
All program completers, 2016-17	52	49	94%	1526	1494	98%
All program completers, 2015-16	69	68	99%	1318	1295	98%
All program completers, 2014-15	82	82	100%	1492	1478	99%

Note: In cases where there are less than ten students taking the assessment or license/certificate, the number passing and pass rate are not reported.

<sup>1</sup> Number of completers taking one or more assessments within their area of specialization.

<sup>2</sup> Summary level "Number Taking Assessment" may differ from assessment level "Number Taking Assessment" because each student is counted once at the summary level but may be counted in multiple assessments at the assessment level.


Single Assessment Institution-Level Pass Rate Data: *Traditional Teacher Preparation Program Within IHE*

	<b>HEOA - Title II 2016 - 2017 Academic Year</b>	
	Institution Name	Regis University
	Institution Code	4656
	State	Colorado

February 5, 2018

Assessment Information <sup>1</sup>	Group	Number Taking Assessment	Number Passing Assessment	Institutional Pass Rate	Institutional Average Scaled Score	Assessment Cut Score <sup>2</sup>	Statewide				
							Number Taking Assessment	Number Passing Assessment	Statewide Pass Rate	Statewide Average Scaled Score	
<b>AGRICULTURE (5701)</b>  Test Company: ETS Score Range: 100-200	All enrolled students who have completed all nonclinical courses, 2016-17										
	Other enrolled students, 2016-17						1				
	All program completers, 2016-17										
	All program completers, 2015-16										
	All program completers, 2014-15										
<b>ART CONTENT AND ANALYSIS (5135)</b>  Test Company: ETS Score Range: 100-200	All enrolled students who have completed all nonclinical courses, 2016-17						9				
	Other enrolled students, 2016-17						25	17	68%	165	
	All program completers, 2016-17						10	7	70%	167	
	All program completers, 2015-16						1				
	All program completers, 2014-15										
<b>BUSINESS ED CONTENT KNOWLEDGE (5101)</b>  Test Company: ETS Score Range: 100-200	All enrolled students who have completed all nonclinical courses, 2016-17										
	Other enrolled students, 2016-17						6				
	All program completers, 2016-17						1				
	All program completers, 2015-16										
	All program completers, 2014-15										
<b>CHINESE (MANDARIN) WORLD LANGUAGE (5665)</b>  Test Company: ETS Score Range: 100-200	All enrolled students who have completed all nonclinical courses, 2016-17						10	10	100%	196	
	Other enrolled students, 2016-17						1				
	All program completers, 2016-17						2				
	All program completers, 2015-16						1				
	All program completers, 2014-15										


Single Assessment Institution-Level Pass Rate Data: *Traditional Teacher Preparation Program Within IHE*

	<b>HEOA - Title II 2016 - 2017 Academic Year</b>	
	Institution Name	Regis University
	Institution Code	4656
	State	Colorado

February 5, 2018

Assessment Information <sup>1</sup>	Group	Number Taking Assessment	Number Passing Assessment	Institutional Pass Rate	Institutional Average Scaled Score	Assessment Cut Score <sup>2</sup>	Statewide			
							Number Taking Assessment	Number Passing Assessment	Statewide Pass Rate	Statewide Average Scaled Score
<b>EDUCATION OF YOUNG CHILDREN (5024)</b>  Test Company: ETS Score Range: 100-200	All enrolled students who have completed all nonclinical courses, 2016-17						5			
	Other enrolled students, 2016-17						70	53	76%	167
	All program completers, 2016-17						13	12	92%	167
	All program completers, 2015-16									
	All program completers, 2014-15									
<b>ELEM ED CONTENT KNOWLEDGE (DISCONTINUED) (5014)</b>  Test Company: ETS Score Range: 100-200	All enrolled students who have completed all nonclinical courses, 2016-17						1			
	Other enrolled students, 2016-17	8				147	10	9	90%	162
	All program completers, 2016-17	3				147	15	15	100%	165
	All program completers, 2015-16	7				147	144	142	99%	171
	All program completers, 2014-15	29	29	100%	168	147	579	579	100%	170
<b>ELEM ED CONTENT KNOWLEDGE (5018)</b>  Test Company: ETS Score Range: 100-200	All enrolled students who have completed all nonclinical courses, 2016-17						35	31	89%	171
	Other enrolled students, 2016-17	24	20	83%	172	163	118	91	77%	170
	All program completers, 2016-17	13	13	100%	171	163	491	481	98%	176
	All program completers, 2015-16	17	17	100%	172	163	391	385	98%	176
	All program completers, 2014-15	3				163	32	32	100%	175
<b>ELEM ED MULTI SUBJ MATHEMATICS (5003)</b>  Test Company: ETS Score Range: 100-200	All enrolled students who have completed all nonclinical courses, 2016-17						118	107	91%	173
	Other enrolled students, 2016-17	48	37	77%	166	157	498	431	87%	174
	All program completers, 2016-17						56	52	93%	174
	All program completers, 2015-16						4			
	All program completers, 2014-15	1				157	1			


Single Assessment Institution-Level Pass Rate Data: *Traditional Teacher Preparation Program Within IHE*

	<b>HEOA - Title II 2016 - 2017 Academic Year</b>	
	<b>Institution Name</b>	Regis University
	<b>Institution Code</b>	4656
	<b>State</b>	Colorado

February 5, 2018

Assessment Information <sup>1</sup>	Group	Number Taking Assessment	Number Passing Assessment	Institutional Pass Rate	Institutional Average Scaled Score	Assessment Cut Score <sup>2</sup>	Statewide			
							Number Taking Assessment	Number Passing Assessment	Statewide Pass Rate	Statewide Average Scaled Score
<b>ELEM ED MULTI SUBJ READING LANG ARTS (5002)</b>  Test Company: ETS Score Range: 100-200	All enrolled students who have completed all nonclinical courses, 2016-17						118	106	90%	170
	Other enrolled students, 2016-17	49	42	86%	167	157	501	443	88%	171
	All program completers, 2016-17						56	54	96%	169
	All program completers, 2015-16						4			
	All program completers, 2014-15	1				157	1			
<b>ELEM ED MULTI SUBJ SCIENCES (5005)</b>  Test Company: ETS Score Range: 100-200	All enrolled students who have completed all nonclinical courses, 2016-17						118	102	86%	168
	Other enrolled students, 2016-17	48	36	75%	167	159	498	438	88%	172
	All program completers, 2016-17						56	53	95%	169
	All program completers, 2015-16						4			
	All program completers, 2014-15	1				159	1			
<b>ELEM ED MULTI SUBJ SOCIAL STUDIES (5004)</b>  Test Company: ETS Score Range: 100-200	All enrolled students who have completed all nonclinical courses, 2016-17						118	102	86%	165
	Other enrolled students, 2016-17	48	40	83%	166	155	498	405	81%	167
	All program completers, 2016-17						56	53	95%	165
	All program completers, 2015-16						4			
	All program completers, 2014-15	1				155	1			
<b>ENG LANG LIT COMP CONTENT KNOWLEDGE (DISC) (0041)</b>  Test Company: ETS Score Range: 100-200	All enrolled students who have completed all nonclinical courses, 2016-17									
	Other enrolled students, 2016-17						1			
	All program completers, 2016-17									
	All program completers, 2015-16						2			
	All program completers, 2014-15	2				162	20	17	85%	176

Single Assessment Institution-Level Pass Rate Data: *Traditional Teacher Preparation Program Within IHE*


	<b>HEOA - Title II</b> <b>2016 - 2017 Academic Year</b>
	<b>Institution Name</b>
	<b>Institution Code</b>
	<b>State</b>

**Regis University**  
**4656**  
**Colorado**

February 5, 2018

Assessment Information <sup>1</sup>	Group	Number Taking Assessment	Number Passing Assessment	Institutional Pass Rate	Institutional Average Scaled Score	Assessment Cut Score <sup>2</sup>	Statewide			
							Number Taking Assessment	Number Passing Assessment	Statewide Pass Rate	Statewide Average Scaled Score
<b>ENGLISH LANGUAGE ARTS: CK (5038)</b>  Test Company: ETS Score Range: 100-200	All enrolled students who have completed all nonclinical courses, 2016-17						34	30	88%	181
	Other enrolled students, 2016-17	5				167	93	89	96%	182
	All program completers, 2016-17	4				167	111	110	99%	182
	All program completers, 2015-16									
	All program completers, 2014-15						1			
<b>FAMILY AND CONSUMER SCIENCES (5122)</b>  Test Company: ETS Score Range: 100-200	All enrolled students who have completed all nonclinical courses, 2016-17						3			
	Other enrolled students, 2016-17									
	All program completers, 2016-17						1			
	All program completers, 2015-16									
	All program completers, 2014-15									
<b>FRENCH WORLD LANGUAGE (5174)</b>  Test Company: ETS Score Range: 100-200	All enrolled students who have completed all nonclinical courses, 2016-17									
	Other enrolled students, 2016-17						3			
	All program completers, 2016-17						1			
	All program completers, 2015-16									
	All program completers, 2014-15									
<b>GENERAL SCI CONTENT KNOWLEDGE (0435)</b>  Test Company: ETS Score Range: 100-200	All enrolled students who have completed all nonclinical courses, 2016-17						35	35	100%	176
	Other enrolled students, 2016-17	1				152	64	62	97%	174
	All program completers, 2016-17	6				152	90	90	100%	174
	All program completers, 2015-16									
	All program completers, 2014-15									

Single Assessment Institution-Level Pass Rate Data: *Traditional Teacher Preparation Program Within IHE*


	<b>HEOA - Title II</b> <b>2016 - 2017 Academic Year</b>
	<b>Institution Name</b>
	<b>Institution Code</b>
	<b>State</b>

**Regis University**  
**4656**  
**Colorado**

February 5, 2018

Assessment Information <sup>1</sup>	Group	Number Taking Assessment	Number Passing Assessment	Institutional Pass Rate	Institutional Average Scaled Score	Assessment Cut Score <sup>2</sup>	Statewide			
							Number Taking Assessment	Number Passing Assessment	Statewide Pass Rate	Statewide Average Scaled Score
<b>GERMAN WORLD LANGUAGE (5183)</b>  Test Company: ETS Score Range: 100-200	All enrolled students who have completed all nonclinical courses, 2016-17						1			
	Other enrolled students, 2016-17									
	All program completers, 2016-17									
	All program completers, 2015-16									
	All program completers, 2014-15									
<b>LATIN (5601)</b>  Test Company: ETS Score Range: 100-200	All enrolled students who have completed all nonclinical courses, 2016-17									
	Other enrolled students, 2016-17						1			
	All program completers, 2016-17						1			
	All program completers, 2015-16									
	All program completers, 2014-15									
<b>MATHEMATICS CONTENT KNOWLEDGE (DISC) (0061)</b>  Test Company: ETS Score Range: 100-200	All enrolled students who have completed all nonclinical courses, 2016-17									
	Other enrolled students, 2016-17									
	All program completers, 2016-17									
	All program completers, 2015-16									
	All program completers, 2014-15						5			
<b>MATHEMATICS CONTENT KNOWLEDGE (5161)</b>  Test Company: ETS Score Range: 100-200	All enrolled students who have completed all nonclinical courses, 2016-17						22	19	86%	164
	Other enrolled students, 2016-17	2				152	52	37	71%	159
	All program completers, 2016-17	1				152	49	47	96%	166
	All program completers, 2015-16	1				160	45	44	98%	170
	All program completers, 2014-15	1				160	33	33	100%	172


Single Assessment Institution-Level Pass Rate Data: *Traditional Teacher Preparation Program Within IHE*

	<b>HEOA - Title II 2016 - 2017 Academic Year</b>	
	<b>Institution Name</b>	Regis University
	<b>Institution Code</b>	4656
	<b>State</b>	Colorado

February 5, 2018

Assessment Information <sup>1</sup>	Group	Number Taking Assessment	Number Passing Assessment	Institutional Pass Rate	Institutional Average Scaled Score	Assessment Cut Score <sup>2</sup>	Statewide			
							Number Taking Assessment	Number Passing Assessment	Statewide Pass Rate	Statewide Average Scaled Score
<b>MUSICAL CONTENT KNOWLEDGE (0113)</b>  Test Company: ETS Score Range: 100-200	All enrolled students who have completed all nonclinical courses, 2016-17						17	17	100%	174
	Other enrolled students, 2016-17						31	26	84%	171
	All program completers, 2016-17						8			
	All program completers, 2015-16									
	All program completers, 2014-15									
<b>PHYSICAL ED CONTENT KNOWLEDGE (5091)</b>  Test Company: ETS Score Range: 100-200	All enrolled students who have completed all nonclinical courses, 2016-17						5			
	Other enrolled students, 2016-17						19	19	100%	158
	All program completers, 2016-17						5			
	All program completers, 2015-16									
	All program completers, 2014-15									
<b>SE CORE KNOWLEDGE &amp; APPLICATIONS (5354)</b>  Test Company: ETS Score Range: 100-200	All enrolled students who have completed all nonclinical courses, 2016-17						7			
	Other enrolled students, 2016-17						38	36	95%	175
	All program completers, 2016-17						24	24	100%	178
	All program completers, 2015-16	1				151	2			
	All program completers, 2014-15									
<b>SE: PRESCHOOL EARLY CHILDHOOD (5691)</b>  Test Company: ETS Score Range: 100-200	All enrolled students who have completed all nonclinical courses, 2016-17									
	Other enrolled students, 2016-17									
	All program completers, 2016-17									
	All program completers, 2015-16									
	All program completers, 2014-15						1			

Single Assessment Institution-Level Pass Rate Data: *Traditional Teacher Preparation Program Within IHE*


	<b>HEOA - Title II</b> <b>2016 - 2017 Academic Year</b>	
	<b>Institution Name</b>	Regis University
	<b>Institution Code</b>	4656
	<b>State</b>	Colorado

February 5, 2018


Assessment Information <sup>1</sup>	Group	Number Taking Assessment	Number Passing Assessment	Institutional Pass Rate	Institutional Average Scaled Score	Assessment Cut Score <sup>2</sup>	Statewide			
							Number Taking Assessment	Number Passing Assessment	Statewide Pass Rate	Statewide Average Scaled Score
<b>SOCIAL STUDIES CONTENT KNOWLEDGE (0081)</b>  Test Company: ETS Score Range: 100-200	All enrolled students who have completed all nonclinical courses, 2016-17						32	32	100%	166
	Other enrolled students, 2016-17	6				150	85	79	93%	168
	All program completers, 2016-17	1				150	147	147	100%	168
	All program completers, 2015-16	3				150	119	118	99%	169
	All program completers, 2014-15	5				150	124	124	100%	171
<b>SPANISH WORLD LANGUAGE (5195)</b>  Test Company: ETS Score Range: 100-200	All enrolled students who have completed all nonclinical courses, 2016-17						2			
	Other enrolled students, 2016-17						6			
	All program completers, 2016-17	1				163	3			
	All program completers, 2015-16									
	All program completers, 2014-15									
<b>TECHNOLOGY EDUCATION (5051)</b>  Test Company: ETS Score Range: 100-200	All enrolled students who have completed all nonclinical courses, 2016-17									
	Other enrolled students, 2016-17									
	All program completers, 2016-17						1			
	All program completers, 2015-16									
	All program completers, 2014-15									
<b>THEATRE (5641)</b>  Test Company: ETS Score Range: 100-200	All enrolled students who have completed all nonclinical courses, 2016-17						1			
	Other enrolled students, 2016-17						5			
	All program completers, 2016-17						3			
	All program completers, 2015-16									
	All program completers, 2014-15									



Single Assessment Institution-Level Pass Rate Data: *Traditional Teacher Preparation Program Within IHE*

		<b>HEOA - Title II 2016 - 2017 Academic Year</b>									
Institution Name		Regis University									
Institution Code		4656									
State		Colorado									
											February 5, 2018
							Statewide				
Assessment Information <sup>1</sup>	Group	Number Taking Assessment	Number Passing Assessment	Institutional Pass Rate	Institutional Average Scaled Score	Assessment Cut Score <sup>2</sup>	Number Taking Assessment	Number Passing Assessment	Statewide Pass Rate	Statewide Average Scaled Score	
<b>AGRICULTURE AND RENEWABLE NATURAL RESOURCES (PCO0040)</b>  Test Company: E.S. Pearson* Score Range: 100-300	All enrolled students who have completed all nonclinical courses, 2016-17						3				
	Other enrolled students, 2016-17						3				
	All program completers, 2016-17						5				
	All program completers, 2015-16						4				
	All program completers, 2014-15						8				
<b>ART (PCO0028)</b>  Test Company: E.S. Pearson* Score Range: 100-300	All enrolled students who have completed all nonclinical courses, 2016-17						8				
	Other enrolled students, 2016-17	1				220	7				
	All program completers, 2016-17						53	50	94%	242	
	All program completers, 2015-16	2				220	65	62	95%	241	
	All program completers, 2014-15						58	55	95%	244	
<b>BUSINESS EDUCATION (PCO0034)</b>  Test Company: E.S. Pearson* Score Range: 100-300	All enrolled students who have completed all nonclinical courses, 2016-17										
	Other enrolled students, 2016-17	1				220	1				
	All program completers, 2016-17	2				220	3				
	All program completers, 2015-16	2				220	5				
	All program completers, 2014-15						5				
<b>DRAMA (PCO0030)</b>  Test Company: E.S. Pearson* Score Range: 100-300	All enrolled students who have completed all nonclinical courses, 2016-17										
	Other enrolled students, 2016-17										
	All program completers, 2016-17						11	11	100%	241	
	All program completers, 2015-16						8				
	All program completers, 2014-15						15	15	100%	238	

Single Assessment Institution-Level Pass Rate Data: *Traditional Teacher Preparation Program Within IHE*


	<b>HEOA - Title II</b> <b>2016 - 2017 Academic Year</b>
	<b>Institution Name</b>
	<b>Institution Code</b>
	<b>State</b>

Regis University  
4656  
Colorado

February 5, 2018

Assessment Information <sup>1</sup>	Group	Number Taking Assessment	Number Passing Assessment	Institutional Pass Rate	Institutional Average Scaled Score	Assessment Cut Score <sup>2</sup>	Statewide			
							Number Taking Assessment	Number Passing Assessment	Statewide Pass Rate	Statewide Average Scaled Score
<b>EARLY CHILDHOOD EDUCATION (PCO0002)</b>  Test Company: E.S. Pearson* Score Range: 100-300	All enrolled students who have completed all nonclinical courses, 2016-17						10	9	90%	230
	Other enrolled students, 2016-17	1				220	7			
	All program completers, 2016-17	1				220	77	76	99%	240
	All program completers, 2015-16	5				220	84	84	100%	241
	All program completers, 2014-15	7				220	94	94	100%	245
<b>EARLY CHILDHOOD SPECIAL EDUCATION (PCO0027)</b>  Test Company: E.S. Pearson* Score Range: 100-300	All enrolled students who have completed all nonclinical courses, 2016-17						1			
	Other enrolled students, 2016-17	3				220	13	11	85%	239
	All program completers, 2016-17	5				220	36	34	94%	239
	All program completers, 2015-16	3				220	27	26	96%	248
	All program completers, 2014-15	4				220	23	23	100%	251
<b>ELEMENTARY EDUCATION (PCO0001)</b>  Test Company: E.S. Pearson* Score Range: 100-300	All enrolled students who have completed all nonclinical courses, 2016-17						7			
	Other enrolled students, 2016-17	8				220	24	23	96%	252
	All program completers, 2016-17	12	12	100%	246	220	63	63	100%	250
	All program completers, 2015-16	16	16	100%	246	220	81	81	100%	246
	All program completers, 2014-15	14	14	100%	256	220	76	75	99%	254
<b>ENGLISH (PCO0007)</b>  Test Company: E.S. Pearson* Score Range: 100-300	All enrolled students who have completed all nonclinical courses, 2016-17									
	Other enrolled students, 2016-17	2				220	3			
	All program completers, 2016-17						1			
	All program completers, 2015-16	1				220	10	10	100%	247
	All program completers, 2014-15						24	23	96%	244

**Single Assessment Institution-Level Pass Rate Data: Traditional Teacher Preparation Program Within IHE**


	<b>HEOA - Title II 2016 - 2017 Academic Year</b>
	<b>Institution Name</b>
	<b>Institution Code</b>
	<b>State</b>

**Regis University**  
**4656**  
**Colorado**

February 5, 2018

Assessment Information <sup>1</sup>	Group	Number Taking Assessment	Number Passing Assessment	Institutional Pass Rate	Institutional Average Scaled Score	Assessment Cut Score <sup>2</sup>	Statewide				
							Number Taking Assessment	Number Passing Assessment	Statewide Pass Rate	Statewide Average Scaled Score	
<b>FAMILY AND CONSUMER STUDIES (PCO0036)</b>  <i>Test Company: E.S. Pearson*</i> <i>Score Range: 100-300</i>	All enrolled students who have completed all nonclinical courses, 2016-17						2				
	Other enrolled students, 2016-17										
	All program completers, 2016-17						5				
	All program completers, 2015-16						6				
	All program completers, 2014-15						7				
<b>FRENCH (PCO0008)</b>  <i>Test Company: E.S. Pearson*</i> <i>Score Range: 100-300</i>	All enrolled students who have completed all nonclinical courses, 2016-17										
	Other enrolled students, 2016-17						2				
	All program completers, 2016-17						4				
	All program completers, 2015-16						3				
	All program completers, 2014-15						3				
<b>GERMAN (PCO0010)</b>  <i>Test Company: E.S. Pearson*</i> <i>Score Range: 100-300</i>	All enrolled students who have completed all nonclinical courses, 2016-17						1				
	Other enrolled students, 2016-17										
	All program completers, 2016-17						1				
	All program completers, 2015-16										
	All program completers, 2014-15										
<b>INSTRUCTIONAL TECHNOLOGY (PCO0051)</b>  <i>Test Company: E.S. Pearson*</i> <i>Score Range: 100-300</i>	All enrolled students who have completed all nonclinical courses, 2016-17										
	Other enrolled students, 2016-17										
	All program completers, 2016-17						1				
	All program completers, 2015-16										
	All program completers, 2014-15						1				

Single Assessment Institution-Level Pass Rate Data: *Traditional Teacher Preparation Program Within IHE*


	<b>HEOA - Title II</b> <b>2016 - 2017 Academic Year</b>
	<b>Institution Name</b>
	<b>Institution Code</b>
	<b>State</b>

Regis University  
4656  
Colorado

February 5, 2018

Assessment Information <sup>1</sup>	Group	Number Taking Assessment	Number Passing Assessment	Institutional Pass Rate	Institutional Average Scaled Score	Assessment Cut Score <sup>2</sup>	Statewide			
							Number Taking Assessment	Number Passing Assessment	Statewide Pass Rate	Statewide Average Scaled Score
<b>JAPANESE (PCO0015)</b>  Test Company: E.S. Pearson* Score Range: 100-300	All enrolled students who have completed all nonclinical courses, 2016-17						2			
	Other enrolled students, 2016-17									
	All program completers, 2016-17						1			
	All program completers, 2015-16									
	All program completers, 2014-15									
<b>MARKETING EDUCATION (PCO0035)</b>  Test Company: E.S. Pearson* Score Range: 100-300	All enrolled students who have completed all nonclinical courses, 2016-17									
	Other enrolled students, 2016-17									
	All program completers, 2016-17									
	All program completers, 2015-16						1			
	All program completers, 2014-15						1			
<b>MATHEMATICS (PCO0004)</b>  Test Company: E.S. Pearson* Score Range: 100-300	All enrolled students who have completed all nonclinical courses, 2016-17						5			
	Other enrolled students, 2016-17						2			
	All program completers, 2016-17						16	16	100%	254
	All program completers, 2015-16	1				220	25	25	100%	254
	All program completers, 2014-15						44	44	100%	253
<b>MUSIC (PCO0029)</b>  Test Company: E.S. Pearson* Score Range: 100-300	All enrolled students who have completed all nonclinical courses, 2016-17						7			
	Other enrolled students, 2016-17						10	7	70%	229
	All program completers, 2016-17						47	46	98%	243
	All program completers, 2015-16						74	72	97%	245
	All program completers, 2014-15						93	92	99%	246

Single Assessment Institution-Level Pass Rate Data: *Traditional Teacher Preparation Program Within IHE*


	<b>HEOA - Title II</b> <b>2016 - 2017 Academic Year</b>
	<b>Institution Name</b>
	<b>Institution Code</b>
	<b>State</b>

Regis University  
4656  
Colorado

February 5, 2018

Assessment Information <sup>1</sup>	Group	Number Taking Assessment	Number Passing Assessment	Institutional Pass Rate	Institutional Average Scaled Score	Assessment Cut Score <sup>2</sup>	Statewide				
							Number Taking Assessment	Number Passing Assessment	Statewide Pass Rate	Statewide Average Scaled Score	
<b>NES CHINESE (MANDARIN) (PCO0017)</b>  Test Company: E.S. Pearson* Score Range: 100-300	All enrolled students who have completed all nonclinical courses, 2016-17										
	Other enrolled students, 2016-17										
	All program completers, 2016-17										
	All program completers, 2015-16						11	11	100%	245	
	All program completers, 2014-15						50	36	72%	234	
<b>PHYSICAL EDUCATION (PCO0032)</b>  Test Company: E.S. Pearson* Score Range: 100-300	All enrolled students who have completed all nonclinical courses, 2016-17						3				
	Other enrolled students, 2016-17						12	9	75%	228	
	All program completers, 2016-17						45	44	98%	235	
	All program completers, 2015-16						50	49	98%	235	
	All program completers, 2014-15						57	57	100%	242	
<b>READING TEACHER (PCO0018)</b>  Test Company: E.S. Pearson* Score Range: 100-300	All enrolled students who have completed all nonclinical courses, 2016-17										
	Other enrolled students, 2016-17										
	All program completers, 2016-17										
	All program completers, 2015-16		1				220	1			
	All program completers, 2014-15							2			
<b>SCIENCE (PCO0005)</b>  Test Company: E.S. Pearson* Score Range: 100-300	All enrolled students who have completed all nonclinical courses, 2016-17										
	Other enrolled students, 2016-17						3				
	All program completers, 2016-17						3				
	All program completers, 2015-16		1				220	8			
	All program completers, 2014-15		1				220	10	7	70%	236

Single Assessment Institution-Level Pass Rate Data: *Traditional Teacher Preparation Program Within IHE*


	<b>HEOA - Title II</b> <b>2016 - 2017 Academic Year</b>
	<b>Institution Name</b>
	<b>Institution Code</b>
	<b>State</b>

**Regis University**  
**4656**  
**Colorado**

February 5, 2018

Assessment Information <sup>1</sup>	Group	Number Taking Assessment	Number Passing Assessment	Institutional Pass Rate	Institutional Average Scaled Score	Assessment Cut Score <sup>2</sup>	Statewide				
							Number Taking Assessment	Number Passing Assessment	Statewide Pass Rate	Statewide Average Scaled Score	
<b>SOCIAL STUDIES (PCO0006)</b>  <i>Test Company: E.S. Pearson*</i> <i>Score Range: 100-300</i>	All enrolled students who have completed all nonclinical courses, 2016-17										
	Other enrolled students, 2016-17	2				220	3				
	All program completers, 2016-17	1				220	3				
	All program completers, 2015-16	1				220	3				
	All program completers, 2014-15	2				220	13	12	92%	249	
<b>SPANISH (PCO0009)</b>  <i>Test Company: E.S. Pearson*</i> <i>Score Range: 100-300</i>	All enrolled students who have completed all nonclinical courses, 2016-17						2				
	Other enrolled students, 2016-17						5				
	All program completers, 2016-17	2				220	18	17	94%	253	
	All program completers, 2015-16	2				220	30	28	93%	246	
	All program completers, 2014-15	1				220	13	12	92%	253	
<b>SPECIAL EDUCATION GENERALIST (PCO0020)</b>  <i>Test Company: E.S. Pearson*</i> <i>Score Range: 100-300</i>	All enrolled students who have completed all nonclinical courses, 2016-17						5				
	Other enrolled students, 2016-17						45	43	96%	245	
	All program completers, 2016-17						102	102	100%	255	
	All program completers, 2015-16	6				220	130	129	99%	252	
	All program completers, 2014-15	13	13	100%	254	220	156	156	100%	256	
<b>SPEECH (PCO0019)</b>  <i>Test Company: E.S. Pearson*</i> <i>Score Range: 100-300</i>	All enrolled students who have completed all nonclinical courses, 2016-17										
	Other enrolled students, 2016-17										
	All program completers, 2016-17										
	All program completers, 2015-16						2				
	All program completers, 2014-15						2				

**Single Assessment Institution-Level Pass Rate Data: Traditional Teacher Preparation Program Within IHE**

		<b>HEOA - Title II 2016 - 2017 Academic Year</b>								
Institution Name		Regis University								
Institution Code		4656								
State		Colorado								
February 5, 2018										
							<b>Statewide</b>			
<i>Assessment Information</i> <sup>1</sup>	<i>Group</i>	<i>Number Taking Assessment</i>	<i>Number Passing Assessment</i>	<i>Institutional Pass Rate</i>	<i>Institutional Average Scaled Score</i>	<i>Assessment Cut Score</i> <sup>2</sup>	<i>Number Taking Assessment</i>	<i>Number Passing Assessment</i>	<i>Statewide Pass Rate</i>	<i>Statewide Average Scaled Score</i>
TECHNOLOGY EDUCATION (PCO0037)  Test Company: E.S. Pearson* Score Range: 100-300	All enrolled students who have completed all nonclinical courses, 2016-17									
	Other enrolled students, 2016-17									
	All program completers, 2016-17						2			
	All program completers, 2015-16						2			
	All program completers, 2014-15						3			

Note: In cases where there are less than ten students taking the assessment or license/certificate, the number passing and pass rate are not reported.

<sup>1</sup>Tests with multiple delivery options (computer, paper, etc.) will be noted with the assessment code for one format only.

<sup>2</sup>Cut scores may vary for groups depending upon when the cut scores are established by the state and when each group completed their teacher certification or licensure assessment.

\*Questions regarding tests listed by this testing company must be addressed to your state Title II Coordinator.